



Bargo Bush Buzz

Bargo Public School Newsletter



Great Southern Road, Bargo. NSW 2574 02 4684 1396
bargo-p.school@det.nsw.edu.au

Term 4

Dear Parents and Carers,

As the 2021 school year has concluded, I'd like to take this opportunity to thank you for your ongoing support throughout the year. It has been another challenging year for students, staff and community, particularly throughout the extended lockdown period. We would like to thank you for all your efforts staying connected to the school and assisting in learning during this time.

Well done to all the students who again have displayed great resilience and perseverance, continuing to adjust to new ways of learning, organisation and general ways of school life.

Thank you to our dedicated staff who have endured a difficult year of teaching, but have done so with the unwavering dedication and commitment to the students of Bargo Public School. Their passion for ensuring the students at our school have the best experiences both in and out of the classroom was on display when we returned from remote learning and in the past weeks with many of the brilliantly organised major events such as Book Week and Book Fair, Kinder Orientation, Presentation Day, Year 6 Farewell and Fun Day to name just a few. Thanks also to our P&C who support our school. Again it has been difficult this year to complete planned activities. We look forward to the construction of the outdoor learning area during January for which you received the grant.

Staffing

From time to time, staff movement occurs

Calendar

28 & 31 January	Staff Development Days
1 February	Students in Years 1-6 first day
1-3 February	Kinder Best Start assessments as per your appointed time
4 February	Kindergarten commence

through staffing placements, career development and other opportunities. At the end of 2021 we say farewell to our school counsellor, Leanne Sathiah. Mrs Sathiah has been at Bargo Public School for a period of 22 years, commencing through appointment in 1999. The professionalism, caring nature and level of support Mrs Sathiah has provided to our school, in particular, individual students and families over many generations has been welcomed and appreciated by our school staff and community. Mrs Sathiah is moving schools, not through choice but due to counsellor staffing allocations, and I know she will be greatly missed, and she will miss our school. Thank you, Leanne, for all you have done for our school and the students. We wish you well for the future!



Year 6 and departing families

To our current year 6 students - congratulations on completing your 7 years of Primary school! We wish you well for your high school adventures and for the future. Remember to visit and update us on how you are doing. To all the families leaving our school for various reasons, thank you for being a part of our school community and all the best to your family and for the future.

Major Works

We have some major works occurring throughout the school during January. These works will take place in the middle of the school, where a large-scale landscaping project will transform this area into an outdoor learning space, yarnning circle, refurbished gardens and huge synthetic turf surfaced area. It's going to look great and will be very exciting to see completed, serving Bargo Public School well into the future.

Important Dates

- Any COVID restrictions or guidelines as advised by NSW Health and DoE, will be communicated closer to the

commencement of Term 1.

- There are 2 DoE scheduled Staff Development Days for 2022- Friday 28 January and Monday 31st January. The office will be open from 8:30am.
- Students in Years 1-6 begin on Tuesday 1 February and will be in their 2021 classes for approximately one week until enrolment numbers are finalised.
- Kindergarten 2022 students have received their Best Start assessment time and will commence their first day on Friday 4th February 2022.

Details of uniform shop opening times will be provided via Facebook and Seesaw when dates and times are confirmed.

School Security

For any concerns about the school over the school holidays, please call 1300 88 00 21.

On behalf of all school staff I would like to wish you all a very Merry Christmas and a safe and Happy New Year.

Regards

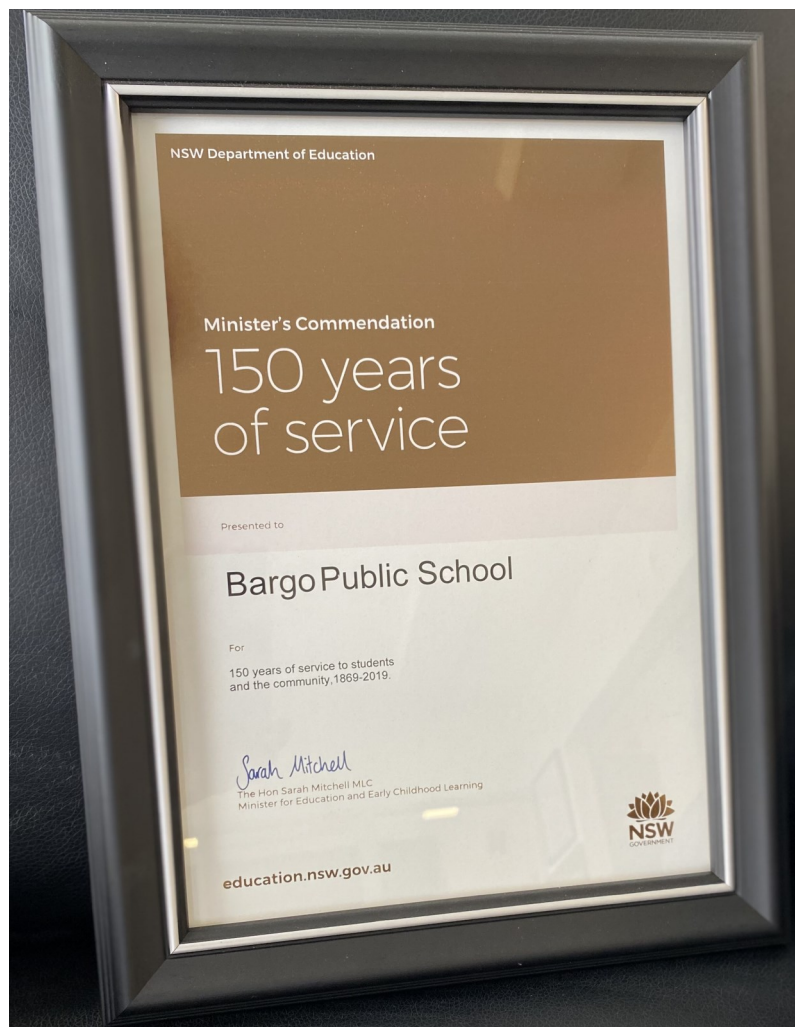
Ben Green
Principal

The staff were so pleased to receive the cakes presented to us by Picton Rotary.

Thank you Picton Rotary they were much appreciated.



150 Years





Kinder and Stage 1




Art - Create a Rainbow


For many, rainbows are a symbol of hope.

Paint, draw or be creative and make a rainbow with items around your house! Make it big and bright!


Take a photo and share it with your teacher to spread some love and positivity into the world!



Kinder and Stage 1



Kinder and Stage 1



Kinder and Stage 1



Shadow Art!

To participate in this shadow art activity you will need sunshine!!

Click [Add response](#) to look at some examples of shadow art.

You will need:

- small rocks or pebbles
- leaves, sticks and other items from nature
- acrylic paints, paint brush, varnish (optional)
- sunshine!

Steps:

1. Paint your rocks and leave them to dry. These will be used as facial features so paint eyes, noses, mouths, eye brows, moustaches, ears, horns or whatever else you can think of. Be creative!
2. Varnish the rocks if you wish to keep them.
3. Choose a sunny day to take your photo and it is best to avoid the time of the day when the sun is directly overhead.
4. Gather some leaves, sticks, petals or other nature items you can find .
5. Create your shadow art! One person will need to cast the shadow and another person add the facial features.
6. Take your photo and upload it to share with your teacher.



Click [✓](#) when you are done!



Kinder and Stage 1



We didn't have enough sun for a shadow so we used our reflection in the glass door



Stage 2





Sir Sydney Nolan: Artist Biography & Directed Drawing

Learn more about the Australian artist, Sir Sydney Nolan and recreate one of his most famous pictures.


You will need:

- paper
- lead pencil
- eraser
- coloured pencils, crayons or textas
- Sharpie (optional)

1. Click [🔗](#) to watch the video
2. [⏸](#) when you need to stop the video to complete each step
3. Colour your drawing
4. Outline your drawing if you want
5. Click [📎 Add response](#) and upload a [📷](#) of your drawing







Stage 2



Paul Cezanne - Still Life Fruit Bowl


In this activity, we will be doing a directed drawing of 'Still Life Fruit Bowl' by Paul Cezanne
You will need:

- paper
- lead pencil
- eraser
- coloured pencils, crayons or textas
- Sharpie (optional)

1. Click the hyperlink and read along with 'Cezanne's Parrot'
<https://www.yout-ube.com/watch?v=F2rWDez0c7A>
2. Click  to watch the directed drawing video
3.  when you need to stop the video to complete each step
4. Colour your drawing
5. Outline your drawing if you want
6. Click  Add response and upload a  of your drawing



Stage 2









Stage 3



Photography at Home

Using a tablet, phone or camera, take some creative photos that show your understanding of reflections. These could be inside or outside, consider glass, mirrors, water or get creative!

1. Tap the  Add response button
2. Take a  that has a reflection or  the photo from  and tap 
3. Add a **”** to describe what a reflection is or how it works and tap .
4. Tap the Green Tick to submit



The sun shines on water and shows a reflection of the sky



Stage 3




The reflection of me

The reflection of our gate




Rainy Day Reflection.

Today is a very rainy day we accidentally left the back gate open so the animals got up to the house. Also everything is so wet we cant even go outside to either play soccer or put put mini golf. Even the dogs are shaking that much even when they are really fluffy.






mirror/
reflection

reflecion of my fan



reflecion of
light






Stage 3



1. Photographing nature. WORM'S EYE VIEW photo

Upload a worm's eye view photo in the nature. Then, click on the record symbol and describe your picture from the perspective of a worm. What do you see? How do you feel?



Stage 3

